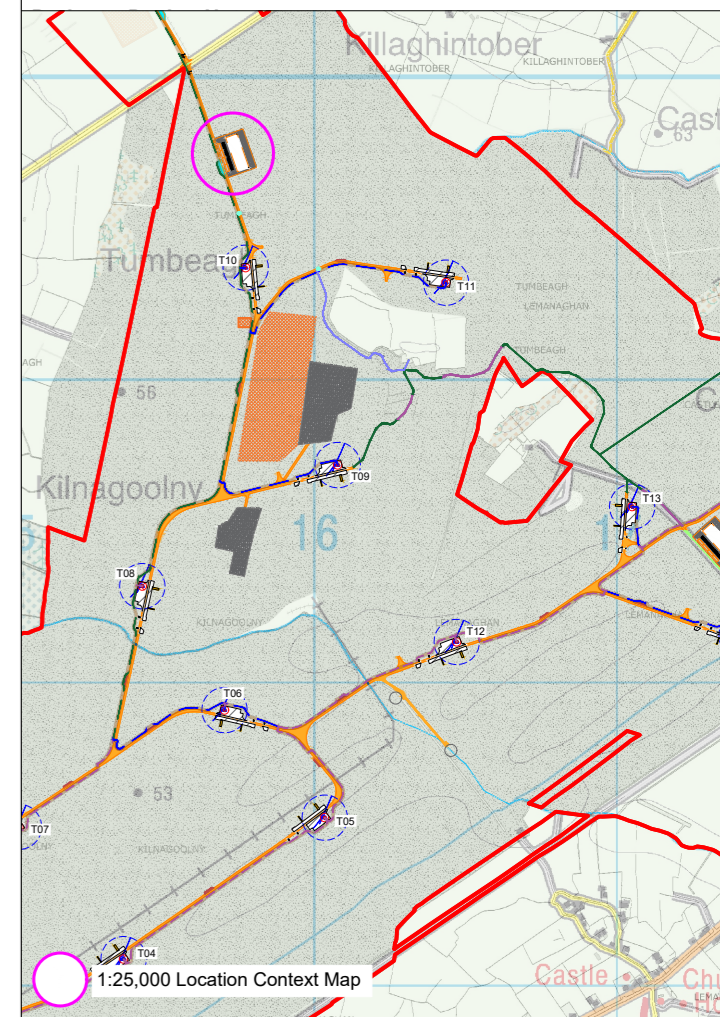
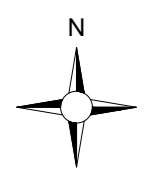


- Project Design Drawing Notes**
1. Drawings issued are for planning application purposes only.
 2. Drawings not to be used for construction/contract conditions.
 3. Copyright, all rights reserved. No part herewith may be copied or reproduced partially or wholly in any form whatsoever without the prior notice of the copyright owner McCarthy Keville O'Sullivan.
 4. Do not scale off this drawing. Figured metric dimensions only should be taken off this drawing.
 5. All contractors, whether main or sub-contractors, must visit the site and are responsible for taking and checking any and all dimensions and levels that relate to the works.
 6. The use of or reliance upon this drawing shall be deemed to be acceptance of these conditions of use unless otherwise agreed in writing, such written agreement to be sought from and issued by the copyright holder to the use or reliance upon this drawing.
 7. Layout plans show typical Turbine rotor diameter as per turbine drawing.
 8. Final levels may vary depending on local ground conditions.



Drawing Legend

	Proposed Road
	Electrical Cable Trench Type 03 Total Distance 3422m
	Wheelwash
	Temporary Works Area



PROJECT TITLE:
Lemanaghan Wind Farm, Co. Offaly

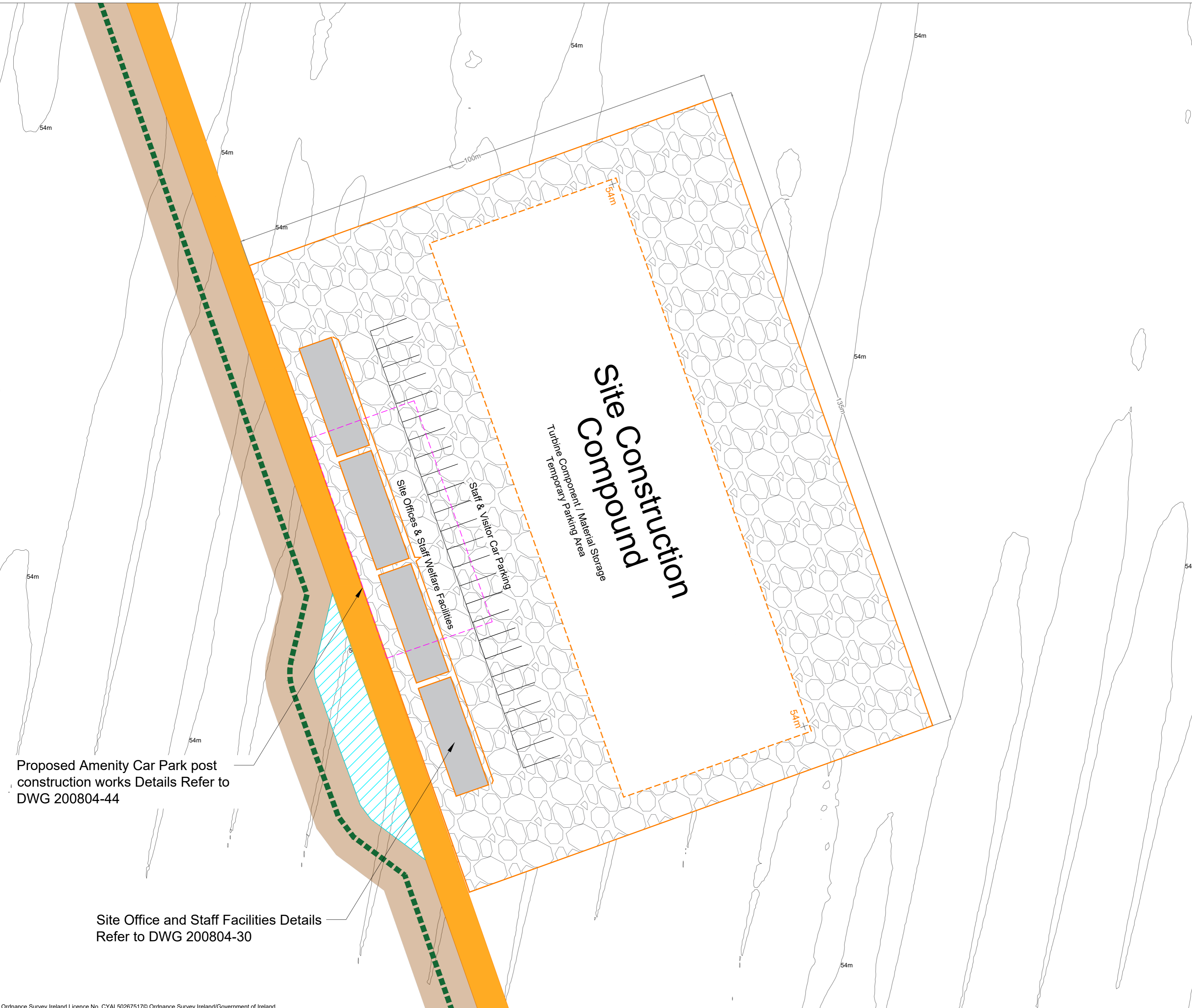
DRAWING TITLE:
Temporary Construction Compound 4

PROJECT No.: 200804	DRAWING No.: 200804 - 25.1	SCALE: 1:500 @ A2
DRAWN BY: GO	CHECKED BY: RD	DATE: 23.03.2026
		REVISION: D04

OS SHEET No.:
3302, 3303, 3304, 3365, 3366, 3367, 3428, 3429, 3430



Email: info@www.mkoireland.ie /Website: www.mkoireland.ie



Proposed Amenity Car Park post construction works Details Refer to DWG 200804-44

Site Office and Staff Facilities Details Refer to DWG 200804-30